

INSTRUCTIONS FOR USE
AQNEURSA [ak nur' sah]
(levacetylleucine)
for oral suspension

This Instructions for Use contains information on how to prepare and take or give AQNEURSA oral suspension. Read this Instructions for Use before you prepare and take or give the first dose of AQNEURSA oral suspension and each time you get a refill. There may be new information. This Instructions for Use does not take the place of talking to your or your child's healthcare provider about your or your child's medical condition or treatment.


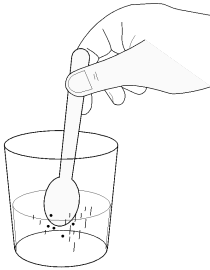
Important Information You Need to Know Before Taking or Giving AQNEURSA Oral Suspension

- Take or give AQNEURSA oral suspension exactly as instructed by your healthcare provider.
- Take or give AQNEURSA oral suspension with or without food.
- AQNEURSA oral suspension can be taken or given by mouth or through a gastrostomy tube (G-tube) feeding tube (French size 18 or larger).
- **Do not** use hot liquid with AQNEURSA oral suspension.
- For instructions on disposing of expired AQNEURSA packets or unused AQNEURSA oral suspension, see the end of this Instructions for Use.

Supplies Needed to Prepare and Take or Give AQNEURSA Oral Suspension

Gather the following supplies on a clean flat surface:

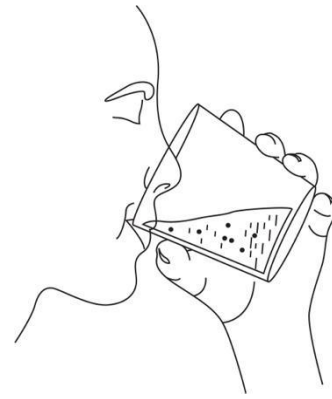
- the number of AQNEURSA packets needed for your prescribed dose
- a clean spoon
- a container
- a measuring cup from your pharmacist
- 40 mL of water, orange juice, or almond milk
- catheter tip syringe (if giving AQNEURSA oral suspension through G-tube)

Preparing AQNEURSA Oral Suspension	
Step 1: Wash and dry your hands.	
<p>Step 2: Open and empty the entire contents of 1 AQNEURSA packet into a container with 40 mL of:</p> <ul style="list-style-type: none"> ● water, orange juice or almond milk (when taken by mouth), or ● water only when given through a G-tube. <p>Do not use hot liquid.</p>	
<p>Step 3: Stir to form the suspension.</p> <p>Note:</p> <ul style="list-style-type: none"> ● Go to Step 4 for taking AQNEURSA oral suspension by mouth, or ● Go to Step 6 for giving AQNEURSA oral suspension through a gastrostomy tube (G-tube). 	

Taking AQNEURSA Oral Suspension by Mouth

Step 4: Swallow AQNEURSA oral suspension right away (within 30 minutes).

Throw away (dispose of) unused AQNEURSA oral suspension if not taken within 30 minutes.

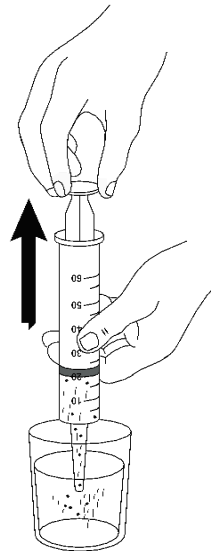


Step 5: If your prescribed dose requires 2 AQNEURSA packets, repeat Steps 1 through 4.

Giving AQNEURSA Oral Suspension Through a Gastrostomy Tube (G-tube)

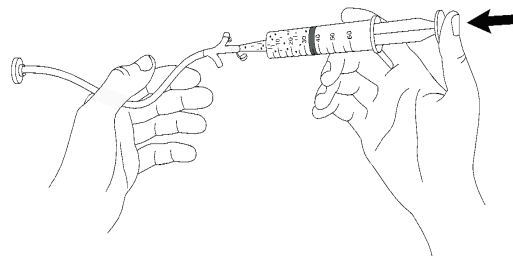
- Give AQNEURSA oral suspension through a G-tube that is a French size of 18 or larger.
 - Follow Steps 1 through 3 to prepare AQNEURSA oral suspension.
- Note:** Only use 40 mL of water for preparing AQNEURSA oral suspension when given through G-tube.

Step 6: Draw up the prepared AQNEURSA oral suspension into a catheter tip syringe.

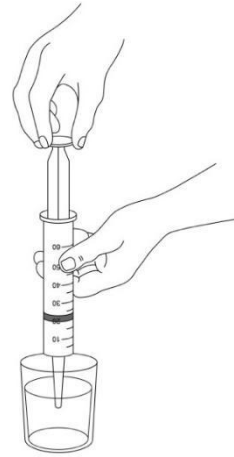


Step 7: Inject the AQNEURSA oral suspension through the G-tube right away.

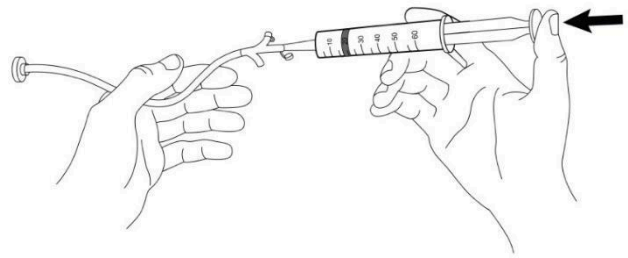
Throw away (dispose of) unused AQNEURSA oral suspension if not given right away.



Step 8: Refill the syringe with an additional 20 mL water.



Step 9: Flush the G-tube with water, until no remaining AQNEURSA oral suspension is seen in the syringe or G-tube.



Step 10: If your prescribed dose requires 2 AQNEURSA packets, follow Steps 1 through 3 to prepare the AQNEURSA oral suspension, then repeat Steps 6 through 9.

Storing AQNEURSA

- Store AQNEURSA at room temperature between 68°F to 77°F (20°C to 25°C).
- Keep AQNEURSA oral suspension and all medicines out of reach of children.

Disposing of Expired AQNEURSA Packets or Unused AQNEURSA Oral Suspension

Throw away (dispose of) expired AQNEURSA packets or unused AQNEURSA oral suspension following the steps below:

- Mix medicine with a substance such as dirt, cat litter, or used coffee grounds.
- Place the mixture in a container such as a sealed plastic bag.
- Throw away (dispose of) the container in your household trash.

Distributed by: IntraBio Inc., Austin, TX 78701

This Instructions for Use has been approved by the U.S. Food and Drug Administration.

Issued: 9/2024